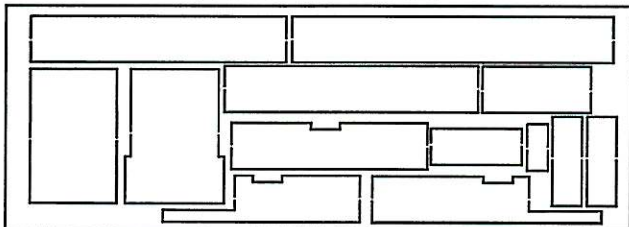




**SUB ROOF SHEET**



**STONE SHEET**



**WINDOW  
GLAZING  
SHEET**

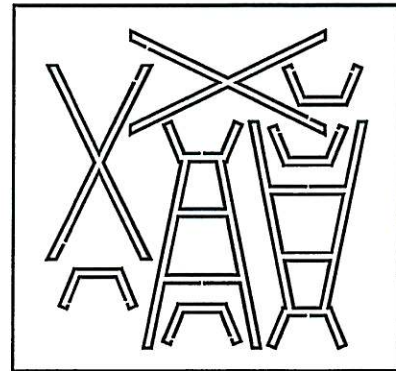


**STAIR TREAD &  
WATER WHEEL  
BLADE SHEET**


We will be happy to replace any damaged or missing parts. Please contact our customer service department at

**(800) 289-4000 ext 201.**

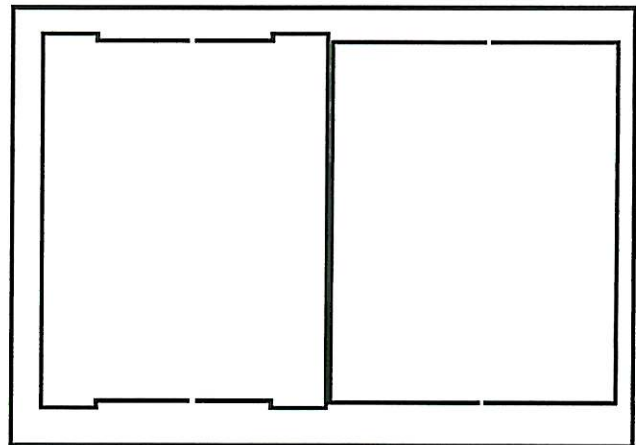
Please be sure to reference these part descriptions when asking for replacement parts.



**SLUICE WAY SUPPORT SHEET**



**SLUICE WAY SHEET**



**INNER FLOORING SHEET**

