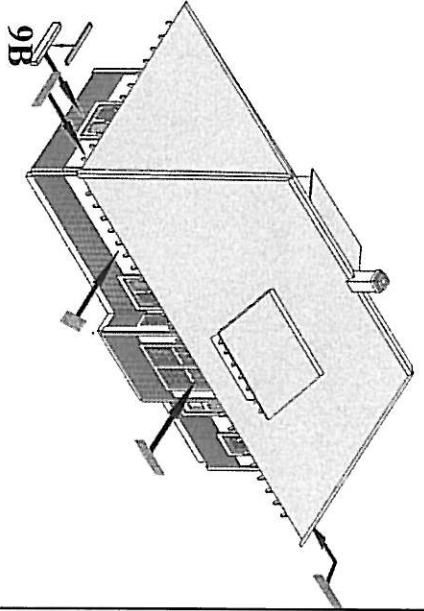


LASER-ART STRUCTURES by BRANCHLINE TRAINS



Finishing touches:

9B) To complete the station assemble the bumper and install it below the loading dock door on the end wall as shown.

We have included some paper signs appropriate for this style station. Cut these out carefully and glue in to place as desired.



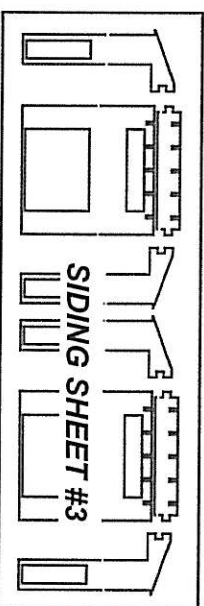
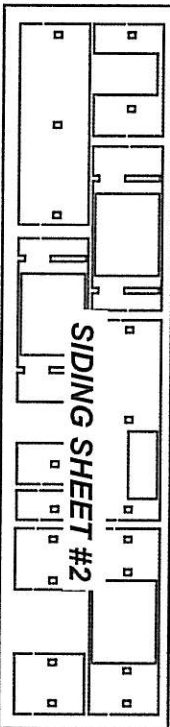
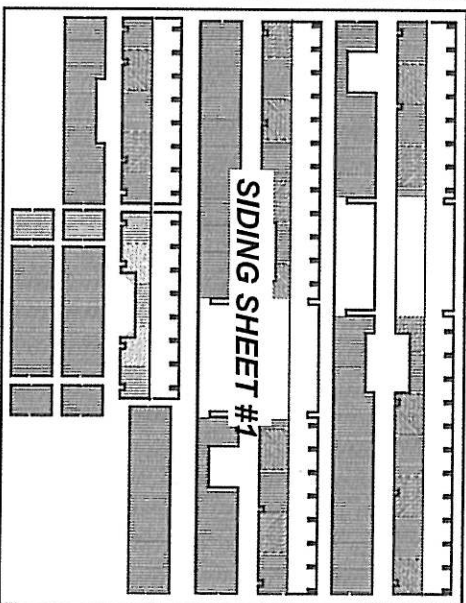
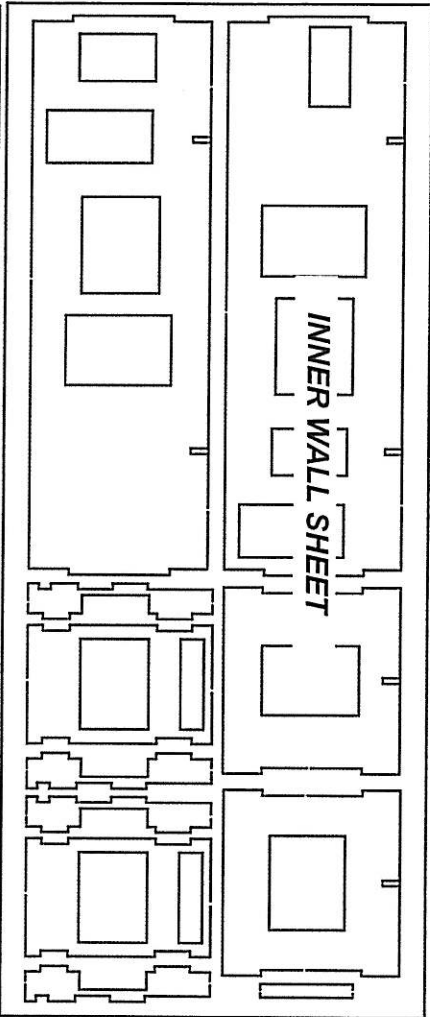
Your station is now ready to serve the needs of your passengers. We hope you've enjoyed this kit. If you have any problems or comments, please contact us at:

Branchline Trains

333 Park Ave. East Hartford, CT. 06108

For a full list of our products, see our web site at:

www.branchline-trains.com



We will be happy to replace any damaged or missing parts. Please contact our customer service department at (800) 289-4000 ext 242. Please be sure to reference the kit number and these part descriptions when asking for replacement parts.

