

11C

**Chimney and side moldings:**

11C) Four resin chimneys have been supplied with your kit. The front two chimneys are installed by cementing them into the holes in your roofing. The rear two should be sanded to match the angle of the roof before they are glued into place. You can use the remaining plastic strips from your roof to add flashing around the base of each chimney.

**Etched porch railing and lightning rods:**

12) Photo-etched parts are included for the rather elaborate porch railing and lightning rod system on the house. These need to be carefully trimmed from their fret as shown using small nippers or photo etch shears.

The photo-etched brass porch railing is installed by first carefully folding the railing as shown. Using the railing as a guide, drill six small holes to accept the railing posts then glue the railing into place. This can be done either with a small drill or a pin.

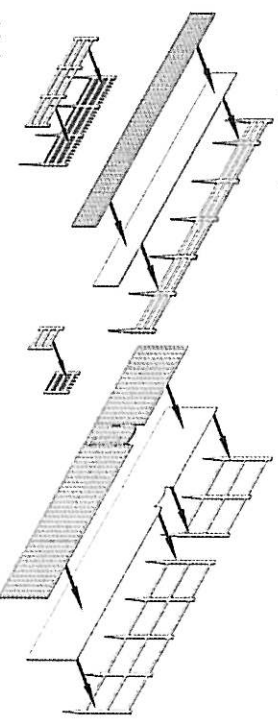
The photo-etched lightning rods are installed last. Start with the roof top array.

Three of the pins on the roof top rod have been extended for use as mounting pins. Using the part as a guide, drill three small holes into the roof peak then glue the lightning rod into place. The side wall array is installed the same way. Here there are two holes that need to be drilled in the wall for mounting.

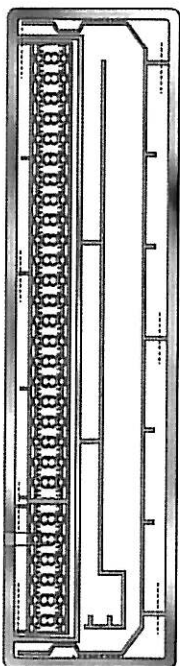
Once the lightning rods are installed handle the house with care since these parts can be easily bent.

**Fencing:**

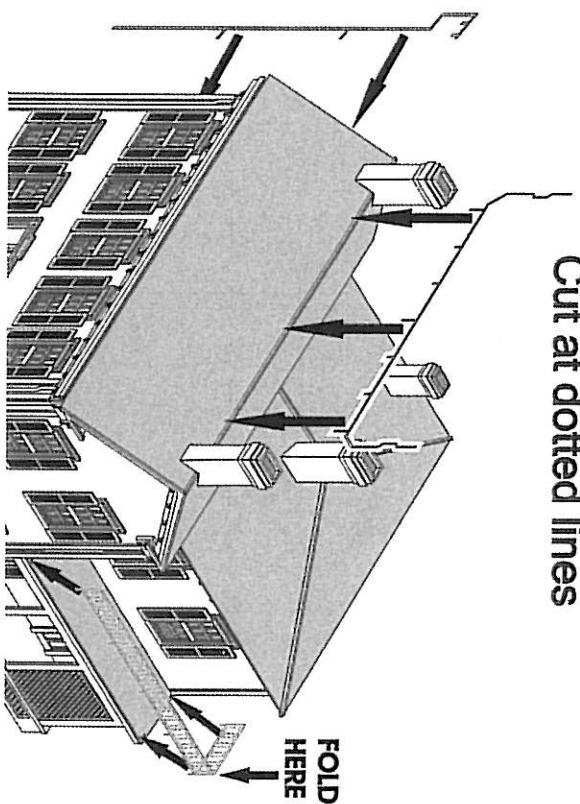
Three types of fencing are included in this kit and replicate the types of fencing used around Lincoln's house during the time he lived there. Assemble each section of fencing as shown in the diagram below. The fence posts have pointed legs to allow you to press them into holes in your scenery. Refer to the photos on the back page for placement ideas.



Cut at dotted lines



12



FOLD HERE

Your kit is now completed and ready for your layout. We hope you've enjoyed this kit. If you have any problems or comments, please contact us at:

**Branchline Trains**

333 Park Ave. East Hartford, CT. 06108